



SAVANNAH FIRE DEPARTMENT

Annual Report



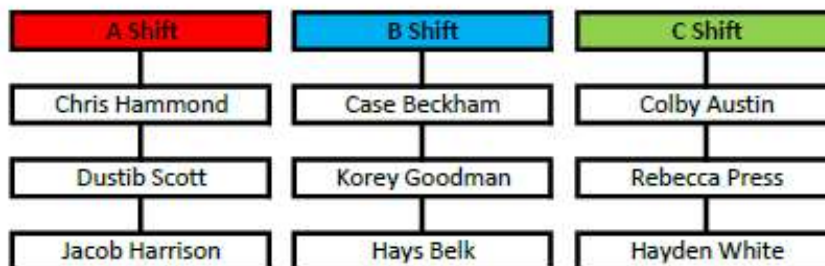
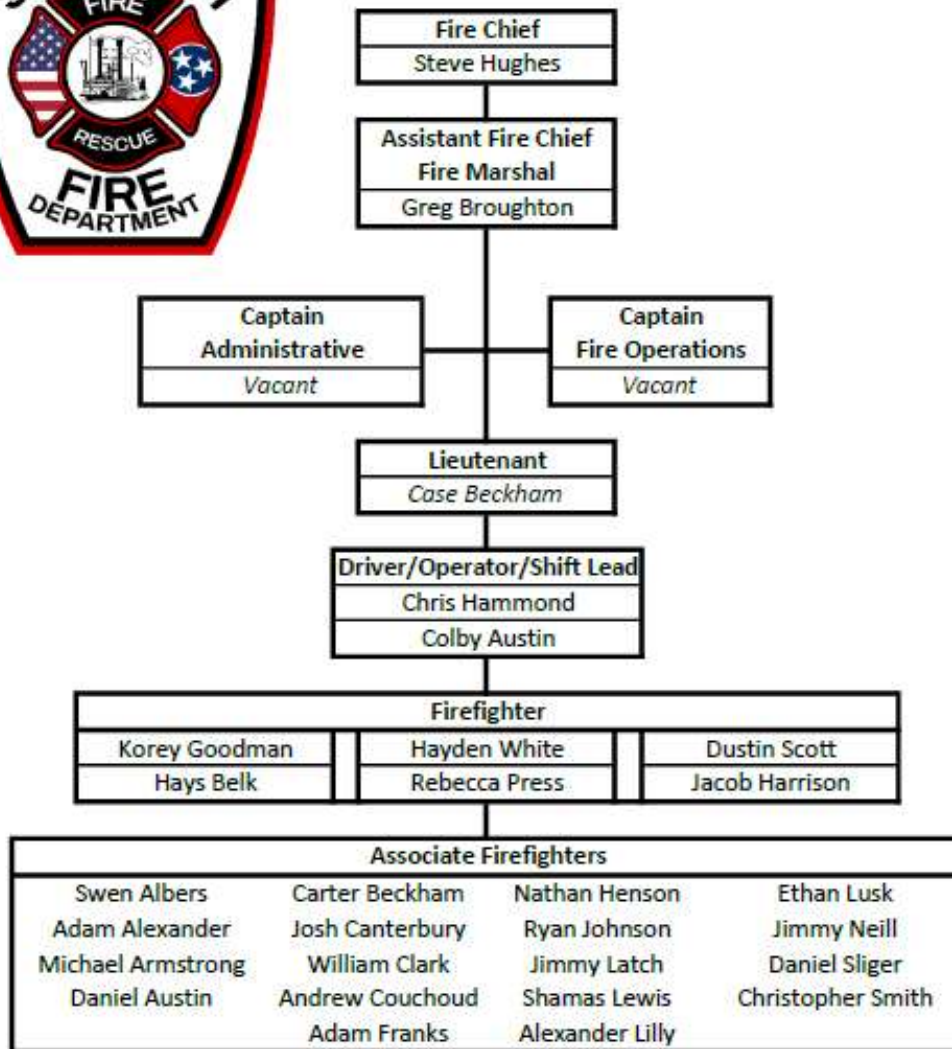
2024



Personnel



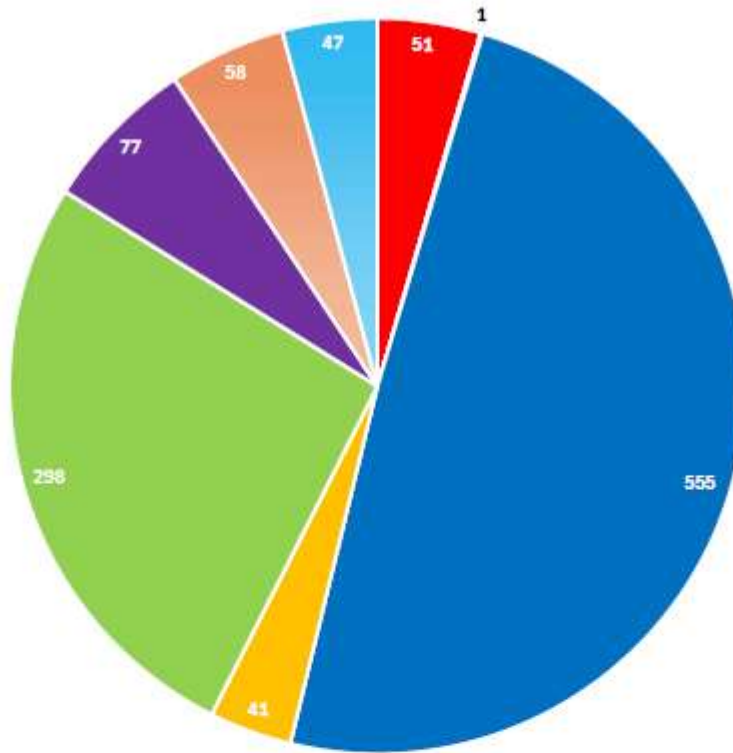
Savannah Fire Department Organizational Chart



Annual Calls

Total Calls

1128



Incident Type Series	Count	Percent
100- Fire	51	4.52%
200- Overpressure Rupture, Explosion, Overheat (No Fire)	1	0.09%
300- Rescue & Emergency Medical Service Incident	555	49.20%
400- Hazardous Condition (No Fire)	41	3.63%
500- Service Call	298	26.42%
600- Good Intent Call	77	6.83%
700- False Alarm & False Call	58	5.14%
900- Special Incident Type	47	4.17%

Total: 1128

Fire Related 51

Structure Fires- 21

Grass/Rubbish Fires- 18

Vehicle Fires- 11

Arson Fires- 3



Expanded Incident Types

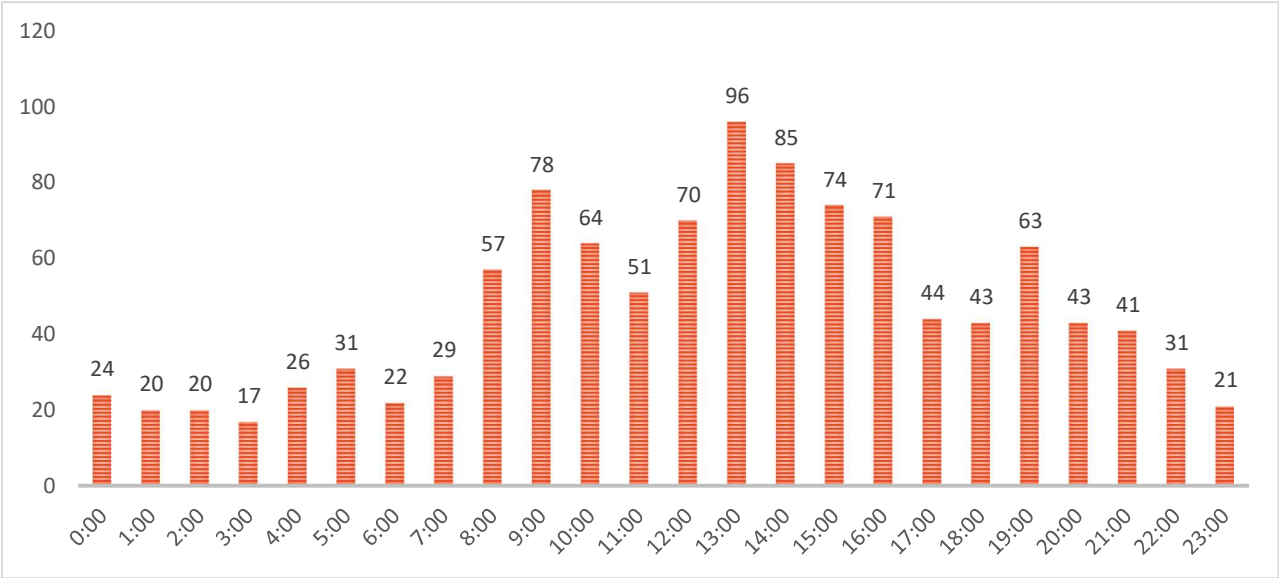
Incident Type	Count	Percent
100- Fire	51	4.52%
111 - Building fire	12	1.06%
113 - Cooking fire, confined to container	9	0.80%
118 - Trash or rubbish fire, contained	3	0.27%
122 - Fire in motor home, camper, recreational vehicle	1	0.09%
130 - Mobile property (vehicle) fire, other	1	0.09%
131 - Passenger vehicle fire	9	0.80%
140 - Natural vegetation fire, other	2	0.18%
141 - Forest, woods or wildland fire	1	0.09%
142 - Brush or brush-and-grass mixture fire	1	0.09%
143 - Grass fire	2	0.18%
150 - Outside rubbish fire, other	1	0.09%
151 - Outside rubbish, trash or waste fire	2	0.18%
154 - Dumpster or other outside trash receptacle fire	6	0.53%
160 - Special outside fire, other	1	0.09%
200- Overpressure Rupture, Explosion, Overheat (No Fire)	1	0.09%
251 - Excessive heat, scorch burns with no ignition	1	0.09%
300- Rescue & Emergency Medical Service Incident	555	49.20%
3001- Lift Assist	49	4.34%
311 - Medical assist, assist EMS crew	86	7.62%
320 - Emergency medical service incident, other	31	2.75%
321 - EMS call, excluding vehicle accident with injury	322	28.55%
322 - Motor vehicle accident with injuries	33	2.93%
323 - Motor vehicle/pedestrian accident (MV Ped)	1	0.09%
324 - Motor vehicle accident with no injuries.	28	2.48%
340 - Search for lost person, other	2	0.18%
350 - Extrication, rescue, other	2	0.18%
356 - High-angle rescue	1	0.09%
400- Hazardous Condition (No Fire)	41	3.63%
411 - Gasoline or other flammable liquid spill	1	0.09%
412 - Gas leak (natural gas or LPG)	18	1.60%
421 - Chemical hazard (no spill or leak)	1	0.09%
422 - Chemical spill or leak	1	0.09%
424 - Carbon monoxide incident	1	0.09%
440 - Electrical wiring/equipment problem, other	2	0.18%
441 - Heat from short circuit (wiring), defective/worn	2	0.18%
442 - Overheated motor	2	0.18%
443 - Breakdown of light ballast	1	0.09%
444 - Power line down	2	0.18%
445 - Arcing, shorted electrical equipment	2	0.18%
460 - Accident, potential accident, other	1	0.09%
461 - Building or structure weakened or collapsed	2	0.18%
463 - Vehicle accident, general cleanup	5	0.44%

Incident Type	Count	Percent
500- Service Call	298	26.42%
511 - Lock-out	2	0.18%
522 - Water or steam leak	1	0.09%
540 - Animal problem, other	1	0.09%
550 - Public service assistance, other	12	1.06%
551 - Assist police or other governmental agency	23	2.04%
553 - Public service	103	9.13%
5531- Smoke Alarm Installation	18	1.60%
5532- Public Education Event	2	0.18%
554 - Assist invalid	130	11.52%
561 - Unauthorized burning	6	0.53%
600- Good Intent Call	77	6.83%
600 - Good intent call, other	4	0.35%
611 - Dispatched & canceled en route	49	4.34%
622 - No incident found on arrival at dispatch address	5	0.44%
631 - Authorized controlled burning	7	0.62%
650 - Steam, other gas mistaken for smoke, other	1	0.09%
651 - Smoke scare, odor of smoke	9	0.80%
653 - Smoke from barbecue, tar kettle	1	0.09%
671 - HazMat release investigation w/no HazMat	1	0.09%
700- False Alarm & False Call	58	5.14%
700 - False alarm or false call, other	13	1.15%
730 - System malfunction, other	1	0.09%
733 - Smoke detector activation due to malfunction	9	0.80%
735 - Alarm system sounded due to malfunction	5	0.44%
736 - CO detector activation due to malfunction	4	0.35%
741 - Sprinkler activation, no fire - unintentional	2	0.18%
743 - Smoke detector activation, no fire - unintentional	3	0.27%
744 - Detector activation, no fire - unintentional	1	0.09%
745 - Alarm system activation, no fire - unintentional	20	1.77%
900- Special Incident Type	47	4.17%
900 - Special type of incident, other	47	4.17%
Total	1128	100%

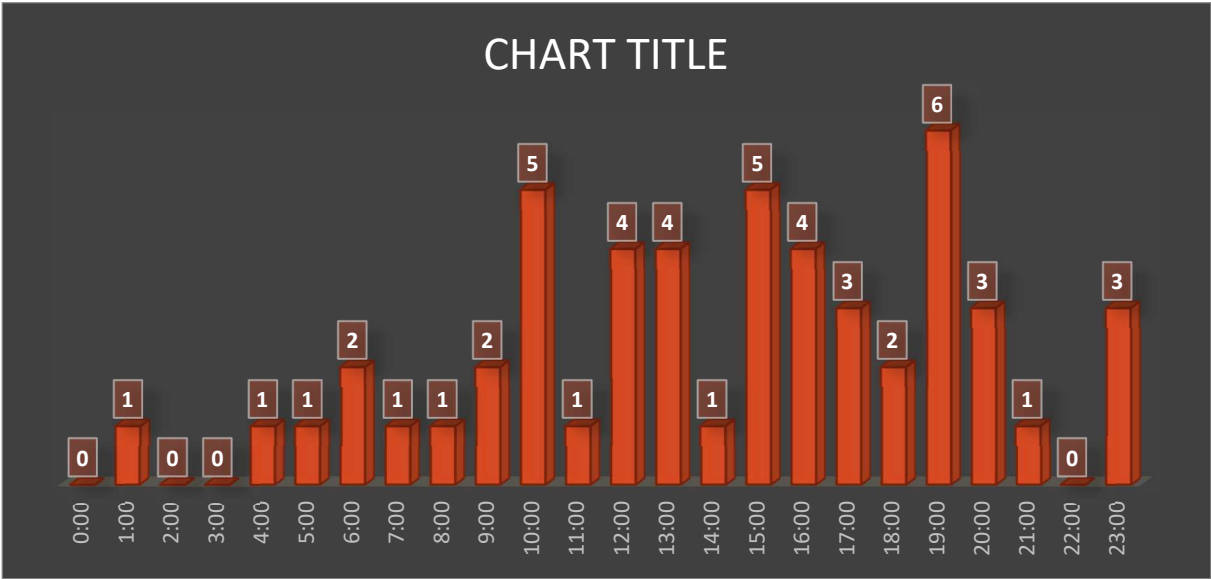


Calls by Time of Day

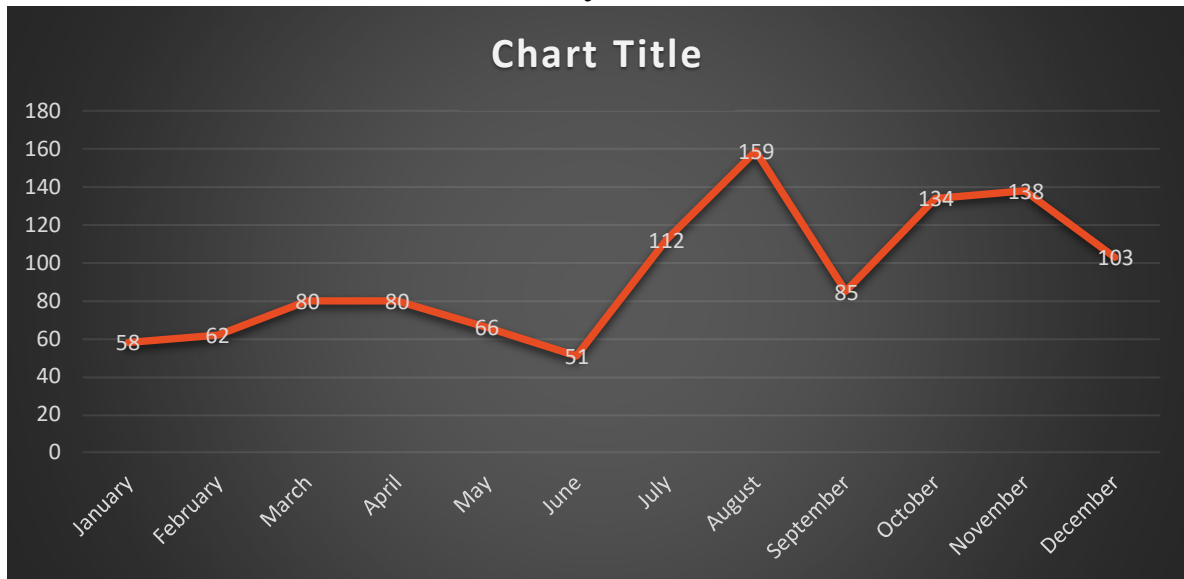
All Calls



Fire Calls

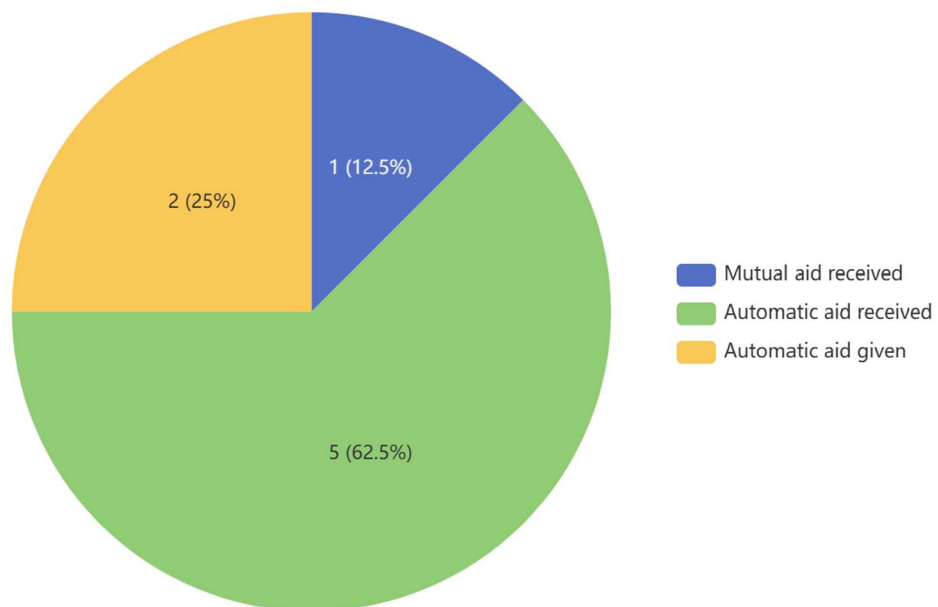


Calls by Month



Mutual/Automatic Aid

Total aid given and received (8)



New Service to the Community



On July 1st, 2024, the Savannah Fire Department started a new service to Residents of Savannah. We are now offering Emergency Medical Responder services. This is a healthcare professional trained to provide immediate, basic life-saving interventions to patients in emergency situations, including assessing the scene for safety, performing initial patient assessments, administering basic life support (BLS) like CPR, controlling bleeding, and preparing patients for transport by higher-level EMS.

Training

The members of the Fire Department strive to increase their knowledge and skills throughout the year.

Total hours of Training
4319 hours

Full-time Training Hours
3605 hours

Part-time Training Hours
714 hours

Average per person
360.5 hours

Average per person
42 hours

Training is conducted in eight general areas;

Fire Company Operations

Fire Officer

Fire Apparatus Operation

Fire Investigations

Hazardous Materials

Fire Prevention

Hands-on/Drill Ground

Fire Codes Enforcement

*We have two members who completed their
Fire Officer I&II Certification.*



Fire Prevention & Community Outreach Activities

The Department performed Fire Prevention & Safety education to approximately **4000** students and adults.

Topics discussed and handouts included;

- Kitchen safety
- Smoke detectors
- Portable heat sources
- Playing with matches/lighters
- Stop, Drop & Roll
- College dorm
- Etc.



Twice a year our firefighters teach the Culinary classes fire safety, extinguisher use and CPR.



This class has proven its value through the actions of one of the students. She works at a local restaurant where a fire started in the deep fryer. The manager was going to pour water on this fire, and she stopped the manager and used a fire extinguisher to extinguish the fire. Had the Manager used water on this fire multiple burn injuries and/or the destruction of the building could have resulted.



Career Day

Every year the Savannah Fire Department has participated in the annual Career Day at Hardin County High School. We provide information on what it takes to become a firefighter. This information includes both the physical and mental requirements.



Smoke Alarm Installation

The Fire Department installed **289** smoke detectors in **75** residences through the Tennessee State Fire Marshalls Get Alarmed Program.



"**Get Alarmed, TN!**" is a grant-funded fire safety education and smoke **alarm** installation program administered by the State Fire Marshal's Office (SFMO). Launched in November 2012, the program distributes fire safety education and 10-year sealed battery smoke alarms to participating fire departments.

The Savannah Fire Department

