



SAVANNAH FIRE DEPARTMENT

Annual Report



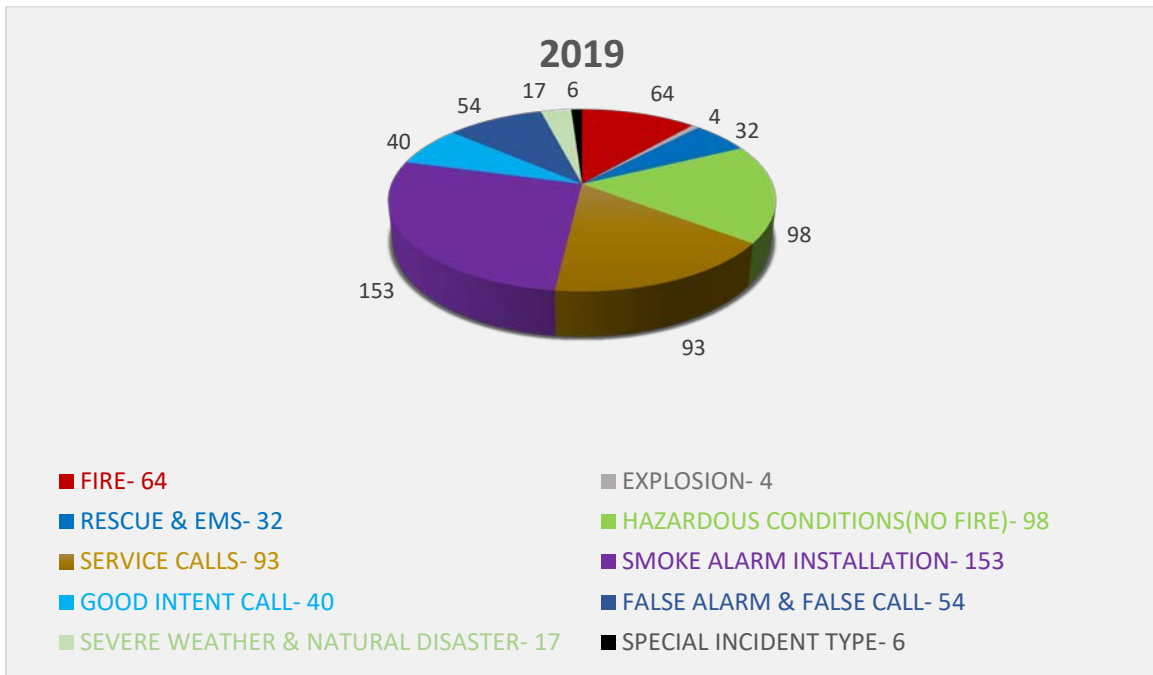
2019



Annual Calls

Total Calls

561



Fire Related

64

Structure Fires- **21**

Grass/Rubbish Fires- **25**

Vehicle Fires- **15**

Arson Fires- **3**

**During the Wind Storm on October 26th, the Department responded to 21 calls for assistance in 4 hours.*

Expanded Incident Types

Fire. Includes fires out on arrival and gas vapor explosions (with extremely rapid combustion).

- 100 Fire, other 1
- 111 Building fire 19
- 113 Cooking fire, confined to container 2
- 131 Passenger vehicle fire 13
- 132 Road freight or transport vehicle fire 2
- 142 Brush, or brush and grass mixture fire 1
- 143 Grass fire 2
- 150 Outside rubbish fire, other 2
- 151 Outside rubbish, trash or waste fire 17
- 154 Dumpster or other outside trash receptacle fire 3
- 160 Special outside fire, other 1
- 161 Outside storage fire 1

Overpressure Rupture, Explosion, Overheat (No Fire). Excludes steam mistaken for smoke.

- 251 Excessive heat, scorch burns with no ignition 4

Rescue and Emergency Medical Service Incident

- 311 Medical assist, assist EMS crew 15
- 320 Emergency medical service incident, other 1
- 322 Vehicle accident with injuries 11
- 324 Motor vehicle accident with no injuries 2
- 352 Extrication of victim(s) from vehicle 3

HAZARDOUS CONDITIONS (no fires/hazardous materials)

- 400 Hazardous condition, other 2
- 411 Gasoline or other flammable liquid spill 9
- 412 Gas leak (natural gas or LPG) 25
- 422 Chemical spill or leak 1
- 423 Refrigeration leak 1
- 424 Carbon monoxide incident 2
- 440 Electrical wiring/equipment problem, other 3
- 441 Heat from short circuit (wiring), defective/worn 3
- 442 Overheated motor 2
- 443 Light ballast breakdown 1
- 444 Power line down 12
- 445 Arcing, shorted electrical equipment 3
- 451 Biological Hazardous, confirmed or suspected 1
- 460 Accident, potential accident, other 2
- 461 Building or structure weakened or collapsed 3
- 463 Vehicle accident, general cleanup 28

SERVICE CALLS

- 500 Service Call, other 8
- 510 Person in distress, other 1
- 511 Lock-out 1
- 520 Water problem, other 2
- 531 Smoke or odor removal 11
- 550 Public service assistance, other 10
- 551 Assist police or other governmental agency 23
- 552 Police matter 3
- 553 Public service 42
- 5531 Public service- Smoke Alarm installation 98
- 554 Assist invalid 31
- 561 Unauthorized burning 15
- 571 Cover assignment, standby, moveup 1

GOOD INTENT CALLS

- 600 Good intent call, other 2
- 611 Dispatched & canceled en route 23
- 622 No incident found on arrival at dispatch address 1
- 631 Authorized controlled burning 5
- 632 Prescribed fire 1
- 651 Smoke scare, odor of smoke 2
- 652 Steam, vapor, fog or dust thought to be smoke 2
- 653 Barbecue, tar kettle 1
- 671 Hazmat release investigation w/ no hazmat 3

FALSE ALARMS & FALSE CALLS

- 700 False alarm or false call, other 11
- 710 Malicious, mischievous false call, other 1
- 715 Local alarm system, malicious false alarm 1
- 730 System malfunction, other 2
- 733 Smoke detector activation due to malfunction 10
- 735 Alarm system sounded due to malfunction 13
- 736 CO detector activation due to malfunction 5
- 740 Unintentional transmission of alarm, other 1
- 743 Smoke detector activation, no fire – unintentional 2
- 744 Detector activation, no fire – unintentional 2
- 745 Alarm system sounded, no fire – unintentional 6

SEVERE WEATHER & NATURAL DISASTERS

- 800 Severe weather or natural disaster, other 2
- 813 Wind storm, tornado/hurricane assessment 13
- 815 Severe weather or natural disaster standby 2

SPECIAL TYPE CALLS

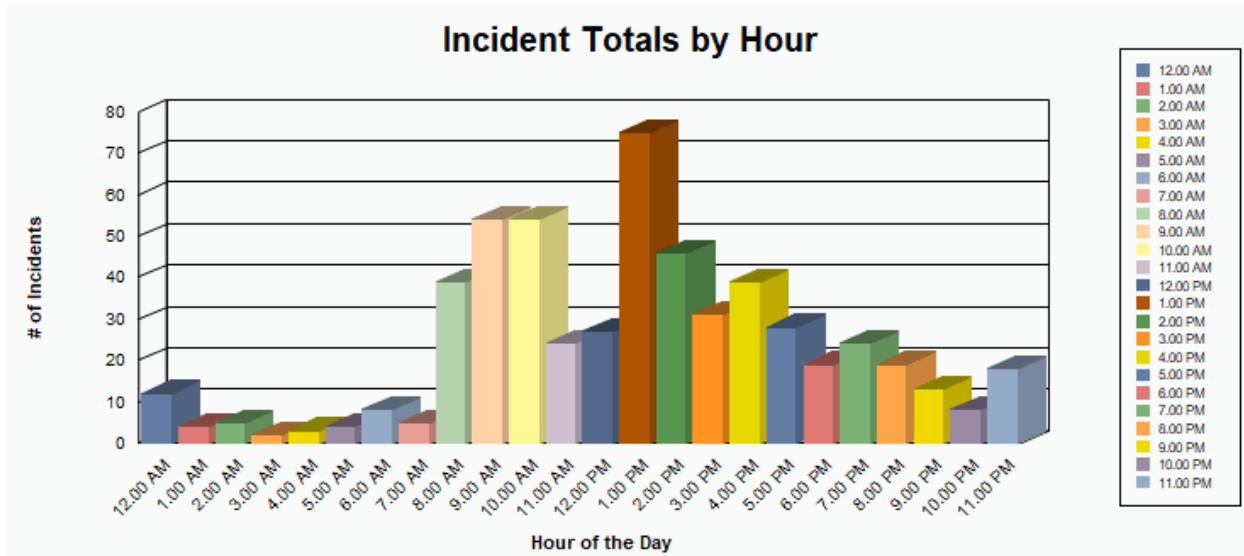
- 9001 Medivac 3
- 911 Citizen complaint 3

Property and Contents Value Saved

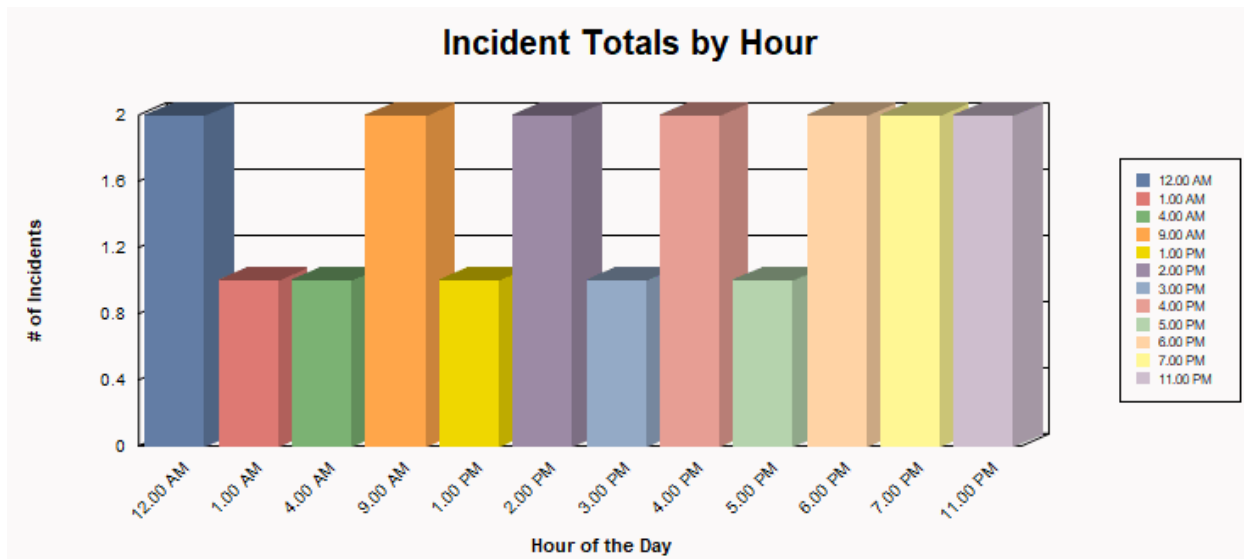
\$1,080,245.00

Calls by Time of Day

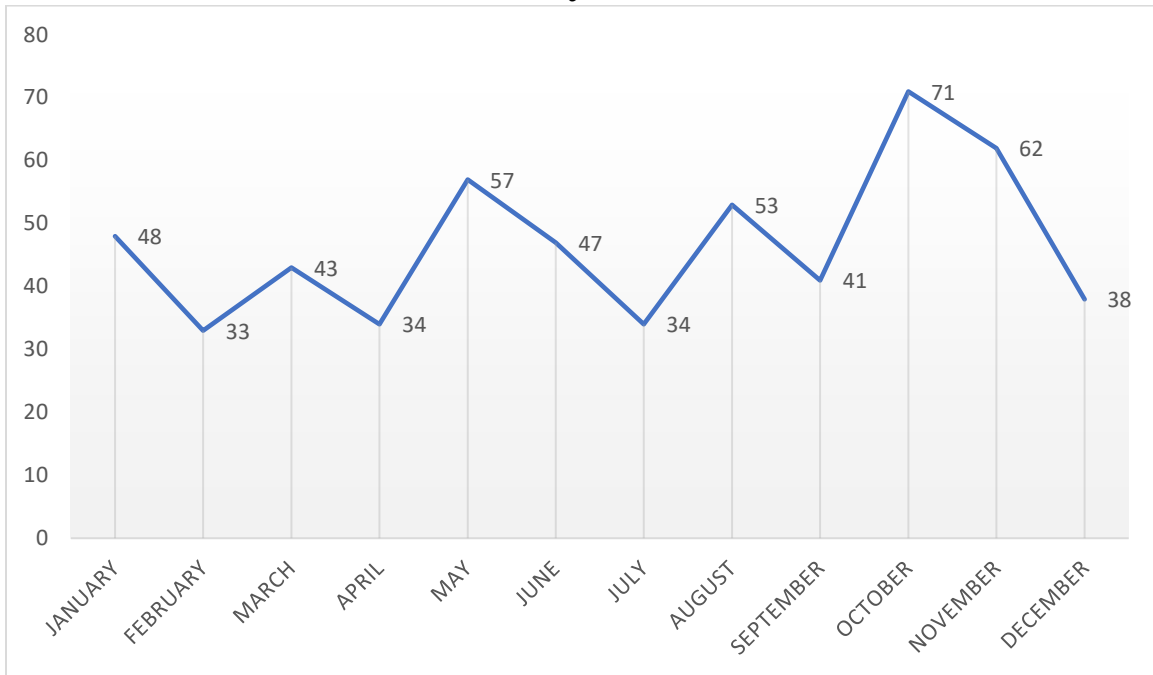
All Calls



Structure Fire Calls

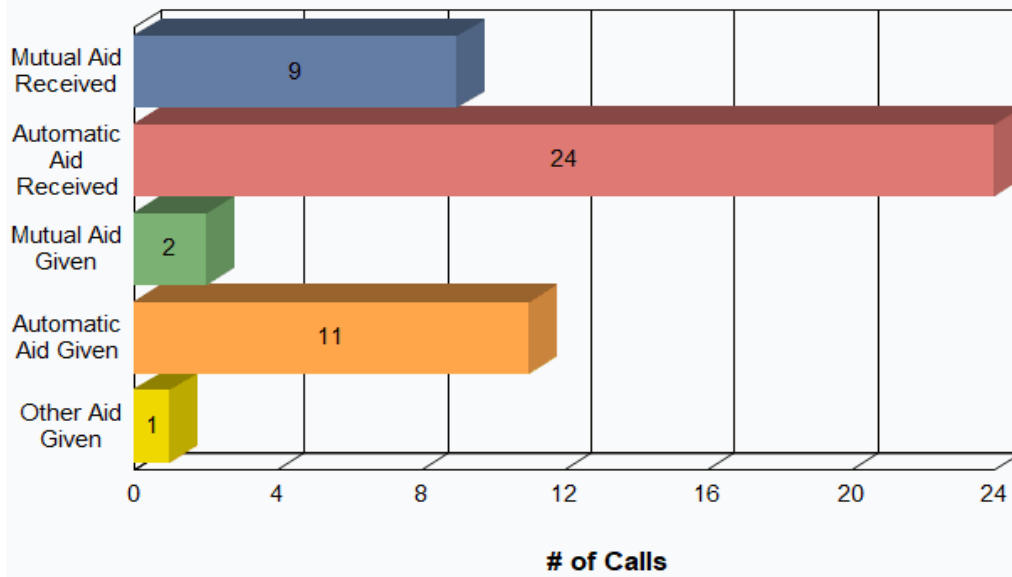


Calls by Month



Mutual/Automatic Aid

Mutual Aid Calls Per Year



Training

The members of the Fire Department strive to increase their knowledge and skills throughout the year.

Total hours of Training
3472 hours

Full-time Training Hours
1517 hours

Part-time Training Hours
1955 hours

Average per person
279.3 hours

Average per person
94.8 hours

Training is conducted in Six general areas;

Fire Company Operations

Fire Apparatus Operation

Hazardous Materials

Hands-on/Drill Ground

Fire Officer

Inspections/Investigations

Fire Prevention Activities

The Department performed Fire Prevention & Safety education to approximately **3000** students and adults.

Topics discussed and handouts included;

- Kitchen safety
- Smoke detectors
- Portable heat sources
- Playing with matches/lighters
- Stop, Drop & Roll
- College dorm
- Etc.

Two new areas that we have started teaching/outreach is during the Culinary classes (fire safety and extinguishers) and presenting a class on fire investigation to the Law Enforcement class at the Hardin County High School.

Smoke Alarm Installation

The Fire Department installed **446** smoke detectors in **153** residences through the Tennessee State Fire Marshalls Get Alarmed Program.



"**Get Alarmed, TN!**" is a grant-funded fire safety education and smoke **alarm** installation program administered by the State Fire Marshal's Office (SFMO). Launched in November 2012, the program distributes fire safety education and 10-year sealed battery smoke alarms to participating fire departments.